

Compelling Question: How can a community change over time?



Supporting Questions

1. What is a community? (Present)
2. What are examples of changes in the community? (Past)
3. What does our community need to grow for the future? (Future)

Compelling Question: What makes a community work?

Kentucky Academic Standards for Social Studies	2.I.Q.2 Identify supporting questions that help answer compelling questions about communities found in North America.
	2.H.CO.1 Describe events in North America that illustrate how people from diverse cultural groups attempted to work through conflicts to solve a problem. 2.E.MI.1 Describe how examples of capital, human, and natural resources are related to goods and services.
	2.I.U.4 Construct responses to compelling and supporting questions, using reasoning, examples and details, about the diversity of communities in North America.
	2.I.CC.2 Construct an argument with reasons and details to address a civic issue in a community in North America.
Staging the Question	Discuss what makes us proud of our community. Discuss what we'd like to see changed in our community.

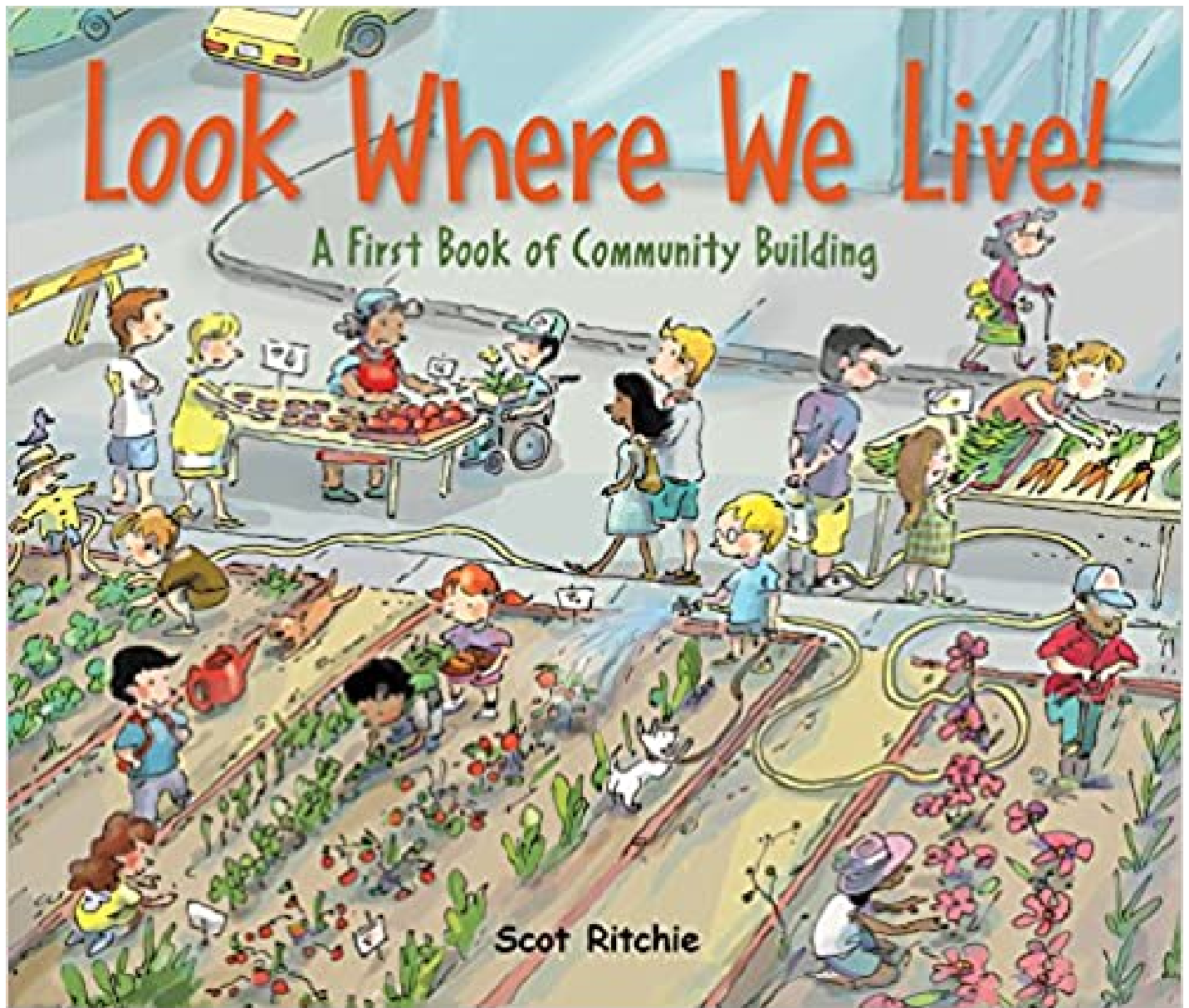
Supporting Question 1	Supporting Question 2	Supporting Question 3
Understand	Understand	Assess & Act
What is a community? (Present)	What are examples of changes in the community? (Past)	What does our community need to grow for the future? (Future)
Formative Performance Task	Formative Performance Task	Formative Performance Task
Draw the most important parts of our community to you.	Draw how one part of our community has changed over time.	Explain what you would like to see change in our community to make it better.
Featured Sources	Featured Sources	Featured Sources
<p>Source A: Scot Ritchie, Look Where We Live!: A First Book of Community Building (Exploring Our Community), April 1, 2015, [7:55 min.] (Read aloud)</p> <p>Source B: Grace Jones, Our Values: Our Community, [4:11 min.] (Read aloud)</p> <p>Source C: Russell Neighborhood Slide Show</p> <p>Source D: Google Satellite View of the Russell Neighborhood</p> <p>Source E: Find a source from your community</p>	<p>Source A: Rozanne Lanczak Williams (author), Meryl Treatner (illustrator), Long Ago and Today, Dave Reads Books, [6:37 mins.]</p> <p>Source B: Image Bank: Railroad Overpass Murals, Vision Russell</p> <p>Source C: Image Bank: Louisville</p>	<p>Source A: Students' experiences provide a list of the items they want to see changed in the neighborhood. Categories can include:</p> <ul style="list-style-type: none"> • Religion • Community Events • Roads/Sidewalks • Restaurants • Community members <p>Source B: Students can interview individuals in their community and their stories can help inform about changes they want to see in the community.</p>

Summative Performance Task	What makes a community work? Construct an argument that addresses the compelling question using specific claims and relevant evidence from historical and contemporary sources while acknowledging competing views.
----------------------------	--

SQ #1: What is a community? (Present)

Source A: [Scot Ritchie, Look Where We Live!: A First Book of Community Building \(Exploring Our Community\)](#), April 1, 2015, [7:55 min.] (Read aloud)


Annotation: All types of stores, people, and things make up our communities. This book explores the traditions, business, and places that make up a community.



SQ #1: What is a community? (Present)

Source B: [Grace Jones, Our Values: Our Community, \[4:11 min.\] \(Read aloud\)](#)

Annotation: This is a read of the children's book, Our Values: My Community to help define what a community is and the valuable parts.



SQ #1: What is a community? (Present)

Source C: [Russell Neighborhood Slide Show](#)

Annotation: Various pictures of the Russell neighborhood- places, people, and activities that make up the community. Click on the hyperlink above and scroll to the bottom of the page for the slide show.

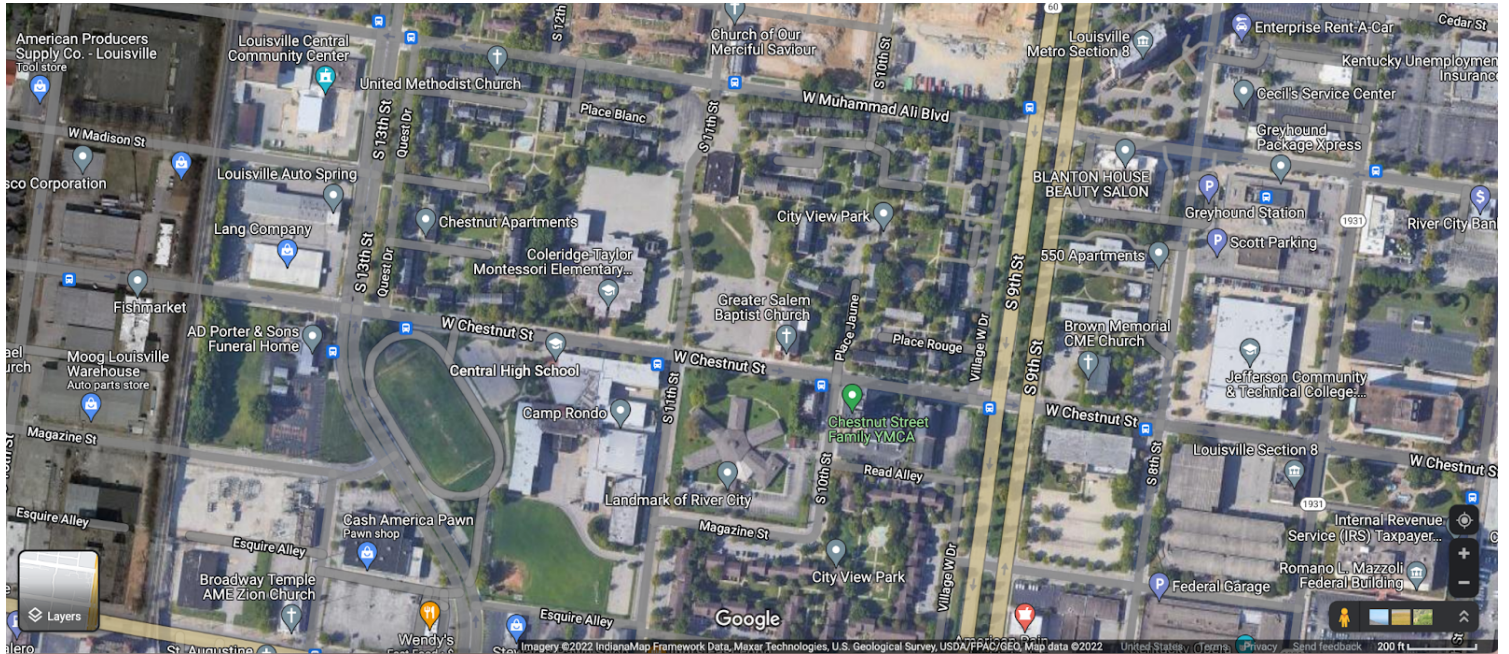
Russell Neighborhood Slide Show



SQ #1: What is a community? (Present)

Source D: [Google Satellite View of the Russell Neighborhood](#)

Annotation: This is the current bird's eye view of the Russell Neighborhood.



SQ #2: How has our community changed over time? (Past)

Source A: [Rozanne Lanczak Williams \(author\), Meryl Treatner \(illustrator\), Long Ago and Today, Dave Reads Books, \[6:37 mins.\]](#)

Annotation: This book explores differences between the past and today.



SQ #2: How has our community changed over time? (Past)

Source B: Image Bank: [Railroad Overpass Murals, Vision Russell](#)

Annotation: The provided image bank sets feature how the Russell neighborhood has changed over time. The areas of railroad overpasses are often not typically visually pleasing. The Russell neighborhood and Louisville Metro had artists come in and beautify several overpasses.

Image Set 1: Muhammad Ali Boulevard Overpass Mural Design




Image Set 2: Chestnut Street Overpass Mural Design



Image Set 3: Madison Street Overpass Mural





Image Bank 4: Magazine Street Overpass Design



SQ #2: How has our community changed over time? (Past)

Source C: Image Bank: Louisville

Annotation: The provided images show the skyline of Louisville. The first image is from 1876 and the other is a modern photograph.

Image 1: [Bird's eye view of Louisville, Kentucky 1876.](#)




Image 2: [Louisville Riverfront](#)



SQ #2: How has our community changed over time? (Past)

Source C: [History of A Russell Area Church](#)

Annotation: An account of the history of Joshua Tabernacle Baptist Church.



In 1921, the A.M.E. Zion church vacated a building located at 426 South 15th Street, lot 27. The members agreed to purchase the building on November 28, 1921. The church remains at this location.

Image 2: [Google Street View 422 S 15th Street](#)

